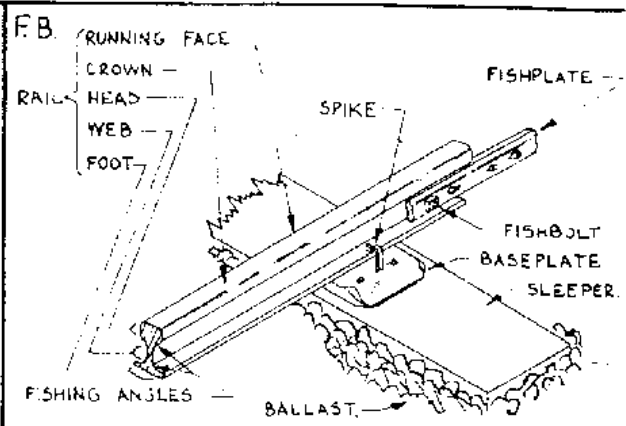
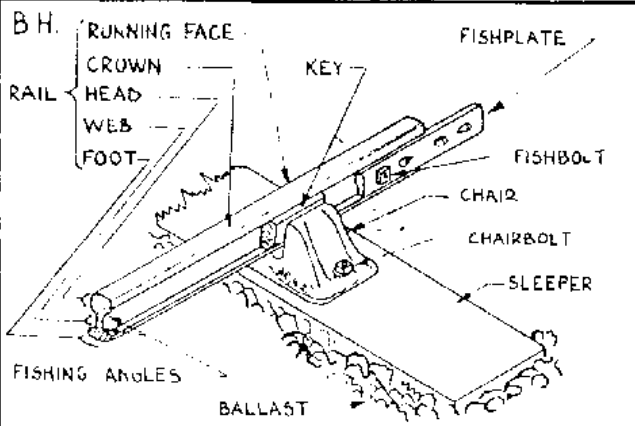


PERMANENT WAY NOTES

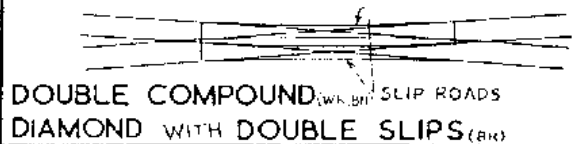
NOMENCLATURE

THESE NOTES ARE INTENDED FOR THE GUIDANCE AND ASSISTANCE OF STAFF ENGAGED UPON PERMANENT WAY WORK. THEY DO NOT IN ANY WAY MODIFY, SUPPLEMENT OR AMEND THE INSTRUCTIONS Laid DOWN IN E.C.I. STANDARD DRAWING SHEET NO. 100, WHICH SHOULD BE REFERRED TO IN ALL CASES.



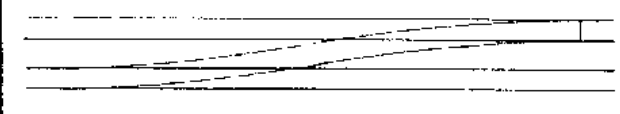

SINGLE CONNECTION

DIAMOND




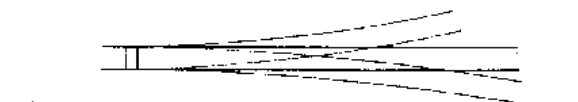
SINGLE COMPOUND (WR, BH) SLIP ROAD
DIAMOND WITH SINGLE SLIP (BR)

DOUBLE COMPOUND (WR, BH) SLIP ROADS
DIAMOND WITH DOUBLE SLIPS (BR)



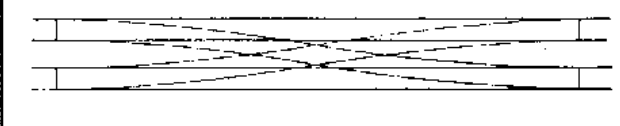

DIAMOND WITH SINGLE OUTSIDE SLIP

CROSSOVER ROAD



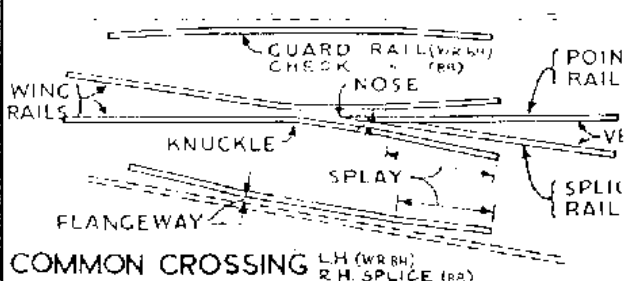
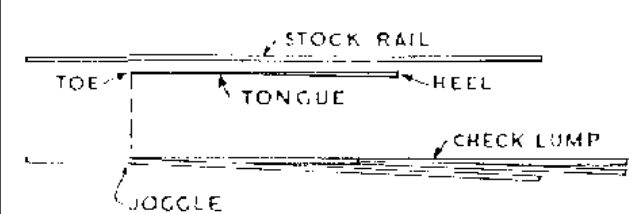
THREE-WAY
THREE-THROW

SPLIT THREE-WAY (WR, BH)
TANDEM TURNOUT (BR)



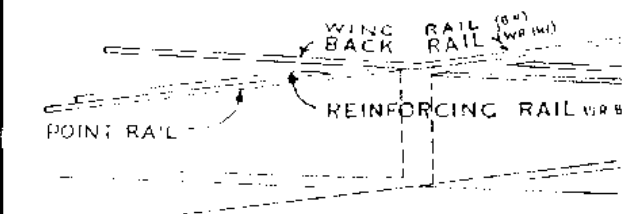

DOUBLE JUNCTION

SCISSORS CROSSOVER



R.H. SWITCHES WITH CHECK LUMP (WR, BH)

COMMON CROSSING LH (WR, BH), R.H. SPLICE (BR)



ELBOW CROSSING (WR, BH)
OBTUSE CROSSING (BR)

MOVEABLE ELBOW CROSSING (WR, BH)
MOVEABLE OBTUSE CROSSING (BR)