PERMANENT WAY

NOTES

FB

S. & C. FASTENINGS.

THESE NOTES ARE INTENDED FOR THE GUIDANCE AND ASSISTANCE OF STAFF ENGAGED UPON PERMANENT WAY WORK. THEY DO NOT IN ANY WAY MODIFY, SUPPLEMENT OR AMEND THE INSTRUCTIONS LAID DOWN IN E.D.I., STANDARD DRAWING CIRCULARS ETC., WHICH SHOULD BE REFERRED TO IN ALL CASES.

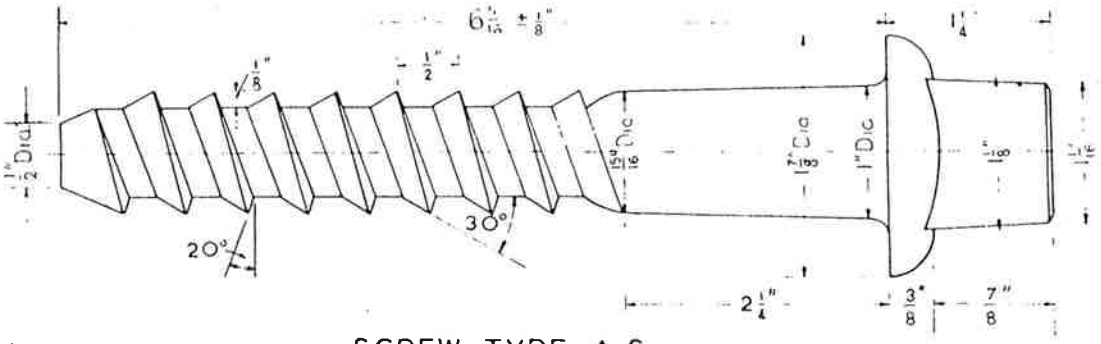

RE/PW/43

SCREW TYPE A.S.

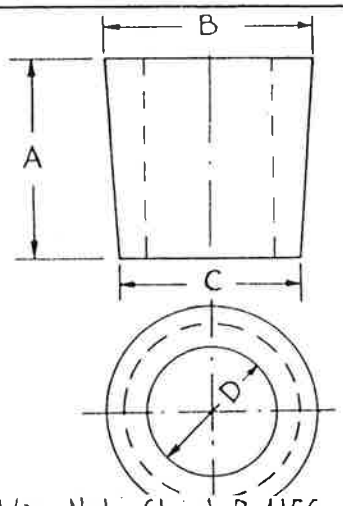

Table of Variable Dimensions					
RE/PW/No	Material	A	B	C	D
42	Teak	1 9/16"	1 19/32"	1 11/32"	63/64"
42	Oak	1 9/16"	1 5/8"	1 3/8"	63/64"
524	Plastic	1 9/16"	1 1/2"	1 5/16"	1" tapered to 61/64"

Overlay to P. Way Note Sheet R. 4156.

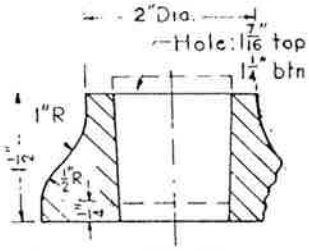

:RRULE

BOSS

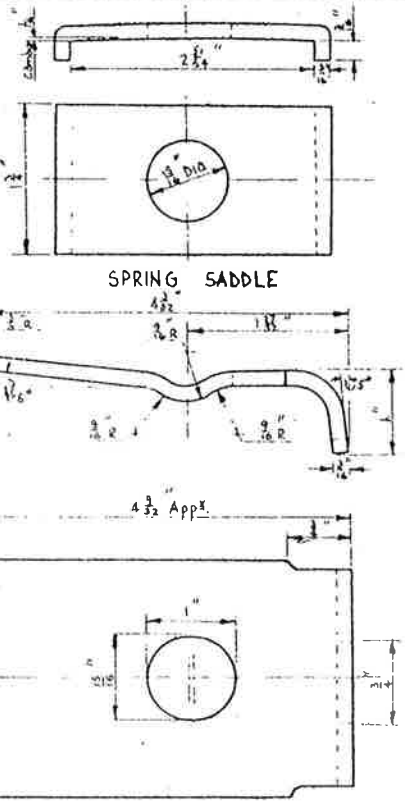

NOTES
K.T. Midget Clip 3 17/32" x 2 1/4" also Available.
Tee-Bolt 2 1/16" x 7/8" (Similar to that shown on P.W. Note Sheet R 4310.)

Taken From T.S.C. Ltd. Drg No. D. 11188/2.

K T CLIP.

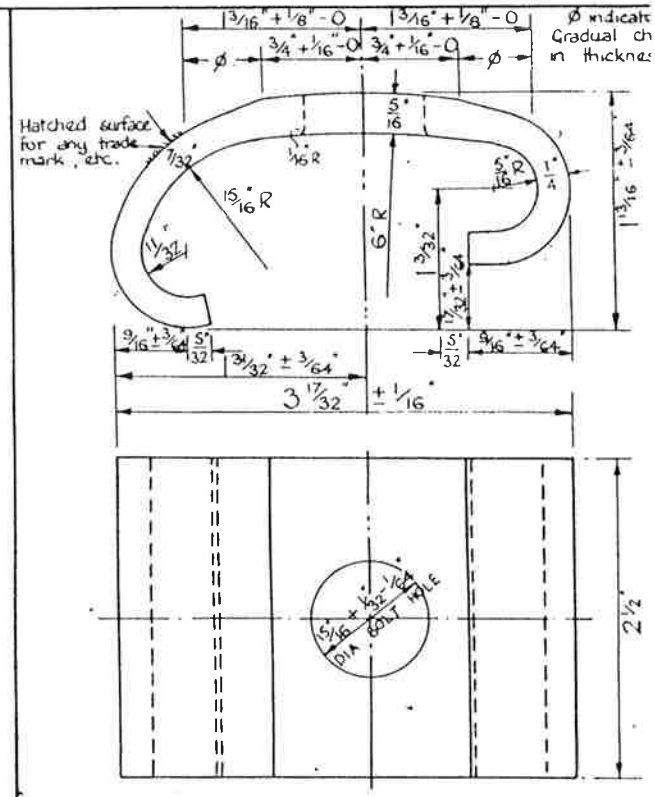

SILICO MANG. STEEL

SPRING CLIP

RE/PW/36

R4150 | CHIEF ENGINEER'S OFFICE PADDINGTON | JULY 1950

Amended: 1961, May