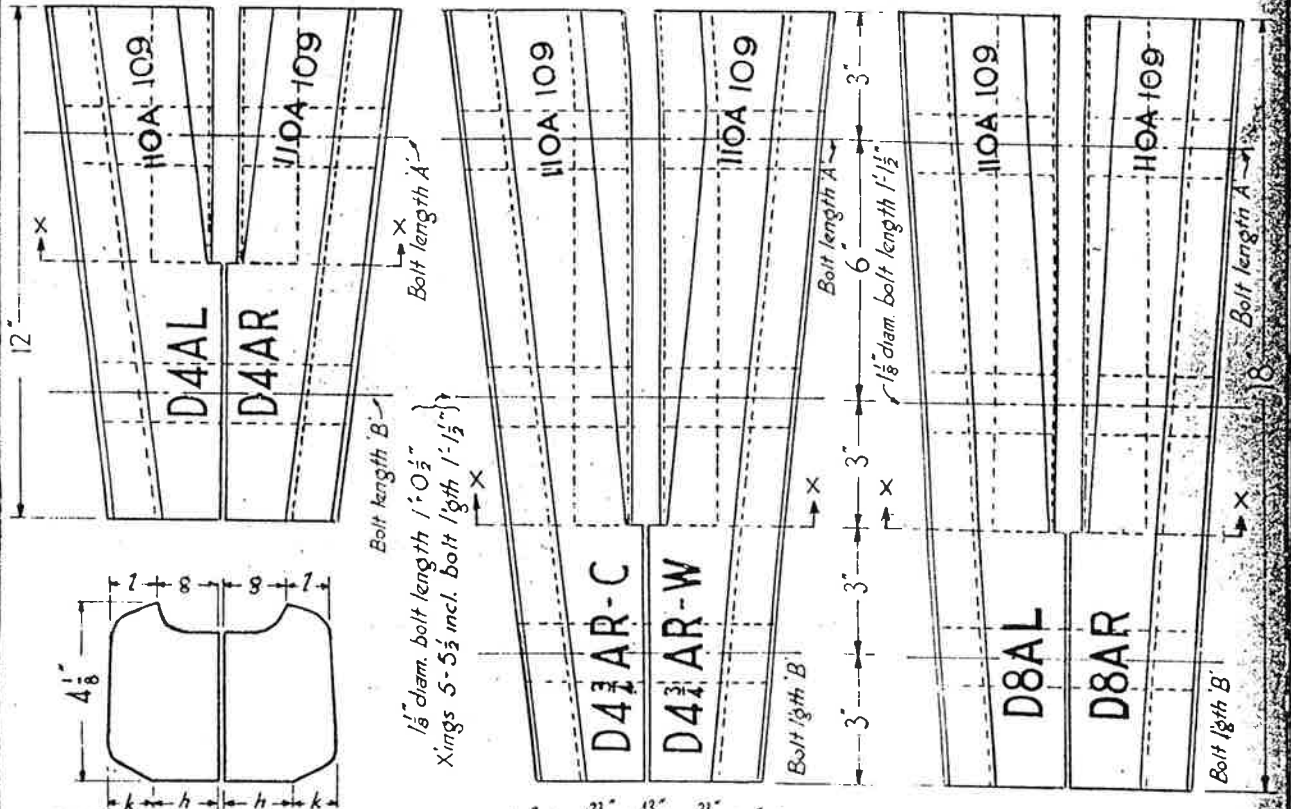
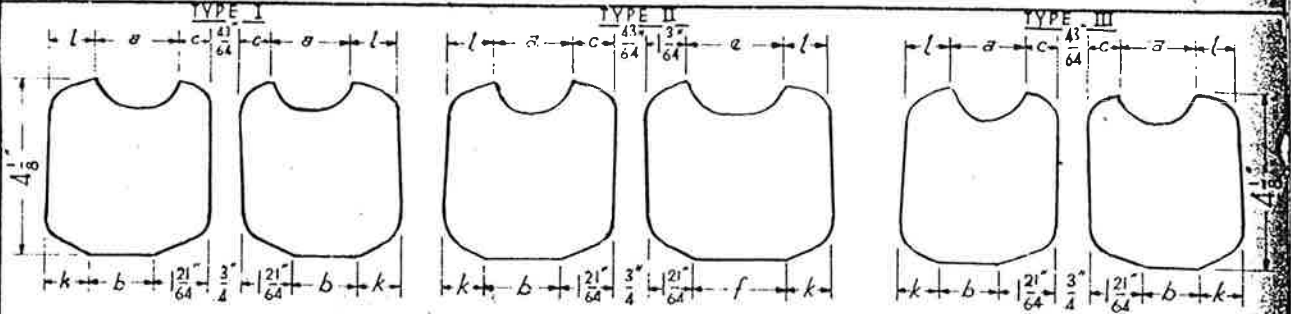


PERMANENT WAY NOTES

BR.109FB.
BS 110AFB.

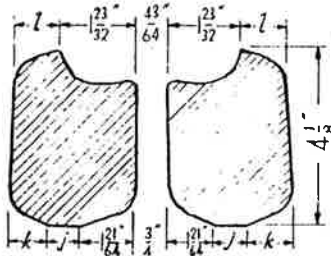
OBTUSE CROSSING BLOCKS - (1) - NOSE BLOCKS

THESE NOTES ARE INTENDED FOR THE GUIDANCE AND ASSISTANCE OF STAFF ENGAGED UPON PERMANENT WAY WORK. THEY DO NOT IN ANY WAY MODIFY, SUPPLEMENT OR AMEND THE INSTRUCTIONS LAID DOWN IN E.D.I., STANDARD DRAWINGS CIRCULARS ETC., WHICH SHOULD BE REFERRED TO IN ALL CASES.



NARROW END VIEW - TYPES I, II & III

* TYPE II NOSE BLOCKS are in R.H. & L.H. sets. (A R.H. set is illustrated; the L.H. set is an exact mirror reflection of this.)



| CROSSING | TYPE | WIDE END | | | | | | NARROW END | | SECT X-X | LENGTH OF BOLT | | | | |
|------------|------|----------|--------|--------|------|-------|--------|------------|--------|----------|----------------|--------|--------|-----------|-----------|
| | | a | b | c | d | e | f | g | h | | j | k | l | m | A |
| 1 in 4 | I | 1 1/8 | 1 3/16 | 2 1/32 | 3/32 | | | 1 1/4 | 1 3/16 | 2 1/64 | 1 3/32 | 1 3/16 | | 1'-0 1/2" | 11' |
| 1 in 4 1/4 | I | 1 1/8 | 1 3/16 | 2 1/32 | 3/32 | | | 1 1/4 | 1 3/16 | 2 1/64 | 1 3/32 | 1 3/16 | | 1'-0 1/2" | 11' |
| 1 in 4 1/2 | I | 1 1/8 | 1 3/16 | 2 1/32 | 3/32 | | | 1 1/4 | 1 3/16 | 2 1/64 | 1 3/32 | 1 3/16 | | 1'-0 1/2" | 11' |
| 1 in 4 3/4 | II | 1 1/8 | 1 3/16 | 2 1/32 | 3/32 | 2 1/8 | 1 3/16 | 1 3/8 | 1 3/16 | 2 1/64 | 1 3/32 | 1 3/16 | 2 1/2 | 1'-2" | 11' |
| 1 in 5 | II | 1 1/8 | 1 3/16 | 2 1/32 | 3/32 | 1 1/8 | 1 3/16 | 1 3/8 | 1 3/16 | 2 1/64 | 1 3/32 | 1 3/16 | 1 1/16 | 1'-3" | 1'-0 1/2" |
| 1 in 5 1/4 | II | 1 1/8 | 1 3/16 | 2 1/32 | 3/32 | 1 1/8 | 1 3/16 | 1 3/8 | 1 3/16 | 2 1/64 | 1 3/32 | 1 3/16 | 1 1/16 | 1'-3" | 1'-0 1/2" |
| 1 in 5 1/2 | II | 1 1/8 | 1 3/16 | 2 1/32 | 3/32 | 1 1/8 | 1 3/16 | 1 3/8 | 1 3/16 | 2 1/64 | 1 3/32 | 1 3/16 | 1 1/16 | 1'-3" | 1'-0 1/2" |
| 1 in 5 3/4 | III | 1 1/8 | 1 3/16 | 2 1/32 | 3/32 | 1 1/8 | 1 3/16 | 1 3/8 | 1 3/16 | 2 1/64 | 1 3/32 | 1 3/16 | 2 1/32 | 1'-2 1/2" | 1'-0 1/2" |
| 1 in 6 | III | 1 1/8 | 1 3/16 | 2 1/32 | 3/32 | 1 1/8 | 1 3/16 | 1 3/8 | 1 3/16 | 2 1/64 | 1 3/32 | 1 3/16 | 1 1/16 | 1'-2 1/2" | 1'-0 1/2" |
| 1 in 6 1/4 | III | 1 1/8 | 1 3/16 | 2 1/32 | 3/32 | 1 1/8 | 1 3/16 | 1 3/8 | 1 3/16 | 2 1/64 | 1 3/32 | 1 3/16 | 1 1/16 | 1'-2 1/2" | 1'-0 1/2" |
| 1 in 6 1/2 | III | 1 1/8 | 1 3/16 | 2 1/32 | 3/32 | 1 1/8 | 1 3/16 | 1 3/8 | 1 3/16 | 2 1/64 | 1 3/32 | 1 3/16 | 1 1/16 | 1'-2 1/2" | 1'-0 1/2" |
| 1 in 6 3/4 | III | 1 1/8 | 1 3/16 | 2 1/32 | 3/32 | 1 1/8 | 1 3/16 | 1 3/8 | 1 3/16 | 2 1/64 | 1 3/32 | 1 3/16 | 1 1/16 | 1'-2 1/2" | 1'-0 1/2" |
| 1 in 7 | III | 1 1/8 | 1 3/16 | 2 1/32 | 3/32 | 1 1/8 | 1 3/16 | 1 3/8 | 1 3/16 | 2 1/64 | 1 3/32 | 1 3/16 | 1 1/16 | 1'-2 1/2" | 1'-0 1/2" |
| 1 in 7 1/4 | III | 1 1/8 | 1 3/16 | 2 1/32 | 3/32 | 1 1/8 | 1 3/16 | 1 3/8 | 1 3/16 | 2 1/64 | 1 3/32 | 1 3/16 | 1 1/16 | 1'-2 1/2" | 1'-0 1/2" |
| 1 in 7 1/2 | III | 1 1/8 | 1 3/16 | 2 1/32 | 3/32 | 1 1/8 | 1 3/16 | 1 3/8 | 1 3/16 | 2 1/64 | 1 3/32 | 1 3/16 | 1 1/16 | 1'-2 1/2" | 1'-0 1/2" |
| 1 in 7 3/4 | III | 1 1/8 | 1 3/16 | 2 1/32 | 3/32 | 1 1/8 | 1 3/16 | 1 3/8 | 1 3/16 | 2 1/64 | 1 3/32 | 1 3/16 | 1 1/16 | 1'-2" | 1'-0 1/2" |
| 1 in 8 | III | 1 1/8 | 1 3/16 | 2 1/32 | 3/32 | 1 1/8 | 1 3/16 | 1 3/8 | 1 3/16 | 2 1/64 | 1 3/32 | 1 3/16 | 1 1/16 | 1'-2" | 1'-0 1/2" |

† Dra. of All bolts A & B is 1/8"

FROM RE/PW/40